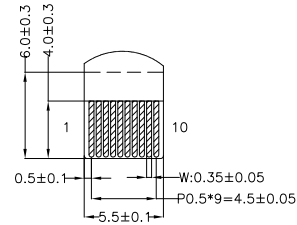
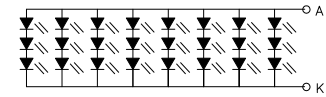
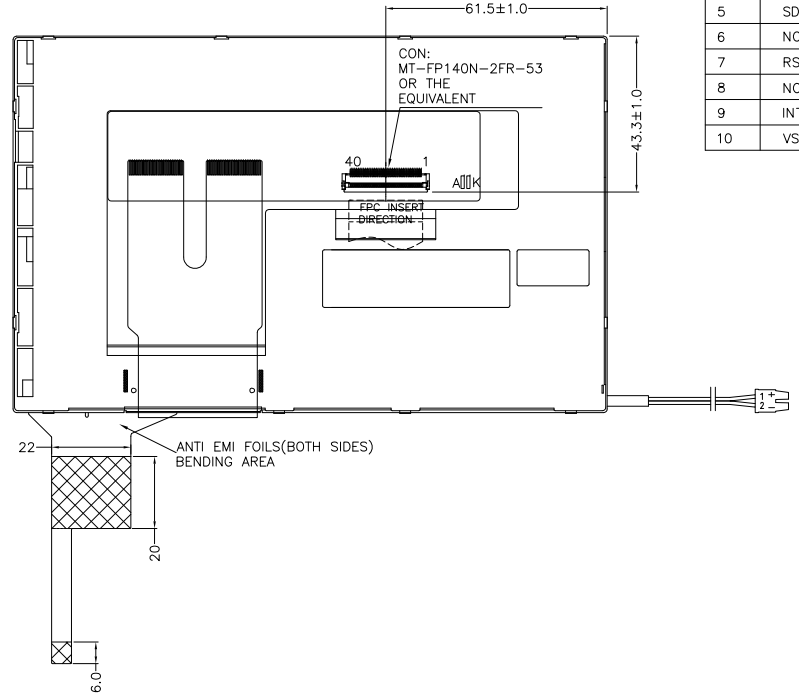
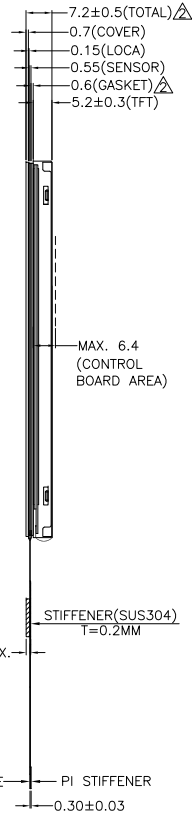


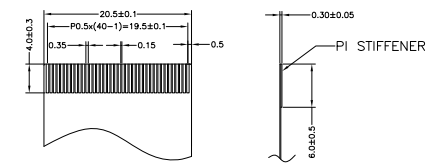
DETAIL A
(SCALE 40:1)



DETAIL B
(SCALE 4:1)



BACKLIGHT CIRCUIT DIGRAM



CONNECTOR MATED FPC/FFC STYLE
(SCALE 2:1)

| PIN ASSIGNMENT FOR CTP | | PIN ASSIGNMENT FOR LCM | |
|------------------------|--------|------------------------|--------|
| PIN | SYMBOL | PIN | SYMBOL |
| 1 | VSS | 1 | GND |
| 2 | VDD | 2 | GND |
| 3 | SCL | 3 | NC |
| 4 | NC | 4 | VCC |
| 5 | SDA | 5 | VCC |
| 6 | NC | 6 | VCC |
| 7 | RST | 7 | VCC |
| 8 | NC | 8 | NC |
| 9 | INT | 9 | DE |
| 10 | VSS | 10 | GND |
| 11 | | 11 | GND |
| 12 | | 12 | GND |
| 13 | | 13 | B5 |
| 14 | | 14 | B4 |
| 15 | | 15 | B3 |
| 16 | | 16 | GND |
| 17 | | 17 | B2 |
| 18 | | 18 | B1 |
| 19 | | 19 | B0 |
| 20 | | 20 | GND |
| 21 | | 21 | G5 |
| 22 | | 22 | G4 |
| 23 | | 23 | G3 |
| 24 | | 24 | GND |
| 25 | | 25 | G2 |
| 26 | | 26 | G1 |
| 27 | | 27 | G0 |
| 28 | | 28 | GND |
| 29 | | 29 | R5 |
| 30 | | 30 | R4 |
| 31 | | 31 | R3 |
| 32 | | 32 | GND |
| 33 | | 33 | R2 |
| 34 | | 34 | R1 |
| 35 | | 35 | R0 |
| 36 | | 36 | GND |
| 37 | | 37 | GND |
| 38 | | 38 | DCLK |
| 39 | | 39 | GND |
| 40 | | 40 | GND |

NOTES FOR TFT:

1. DISPLAY TYPE: TFT, TRANSMISSIVE, NORMALLY WHITE.
2. OPERATING VOLTAGE: VDD=3.3V
3. VIEWING DIRECTION: 12:00 O'CLOCK.
4. DRIVER IC: HXB262A*2+HX8678A*1.
5. BACKLIGHT: 24-CHIP WHITE LED, If=160mA, Vf=9.6V.
6. TOP POLARIZER SUFACE TREATMENT: ANTI-GLARE.

NOTES FOR CTP:

1. 7.0INCH PROJECTIVE CAPACITIVE TOUCH PANEL.
2. OPERATING VOLTAGE: VDD=3.3V.
3. COVER GLASS + SENSOR GLASS + FPCA.
4. RESOLUTION: 800 X 480 DOTS.
5. DRIVER IC: FT5426-003 (SMT).
6. MULTI FINGER: UP TO 5.
7. HARDNESS OF COVER SURFACE: 7H.
8. FIRMWARE FILE: TBD.

OTHERS:

1. OPERATING TEMP.: -20°C ~ 70°C.
2. STORAGE TEMP.: -30°C ~ 80°C.
3. SURFACE LUMINANCE: 425CD/°2(TYP.)(WITH CTP).
4. GENERAL TOLERANCE: ±0.3mm.
5. ROHS COMPLIANT.

| | | | |
|---------------------------------|--|------------|------------------|
| MULTI-INNO TECHNOLOGY CO., LTD. | | | |
| DRAWN BY: | RITA | 20180309 | MODULE P/N: |
| CHECKED BY: | | | MI0700AJT-38CP |
| APPROVED BY: | | | DESCRIPTION: |
| VER. | REVISED DESCRIPTION | REVISER | DATE |
| 02 | UPDATE THE DRIVER IC OF CTP FROM FT5426D08 TO FT5426-003. CORRECT THE TOLERANCE OF B/L CABLE FROM +/-0.5MM TO +/-5MM. CORRECT THE THICKNESS OF GASKET AND TOTAL. | RITA | 2021.04.08 |
| 01 | FIRST ISSUE | RITA | 2018.03.09 |
| VERSION NO: | 02 | SHEET NO.: | 1/1 |
| | | UNIT: | mm |
| | | | TFT + CTP MODULE |